

Established in 1995



# KITSEN®

**KITSEN Technologies Co., Ltd.**

Address: Fengwei Shan, Beiguan Town, Yangjiang, Guangdong, China.

Postcode: 529932

Tel: 86-662-6698891, 86-662-6699026, 86-662-6699003

Fax: 86-662-6698800

E-mail: [info@kitsen.com](mailto:info@kitsen.com)

Website: [www.kitsen.com](http://www.kitsen.com)

**1st Oversea Branch Office: KITSEN Formwork Technology (Hongkong) Co., Ltd.**

Address: No.7, 4/F, Block A, Hi-Tech Industrial Centre, 5-21 Pak Tin Par Street, Tsuen Wan., Hongkong

**2nd Oversea Branch Office: KITSEN Aluminum Scaffold (Malaysia) Sdn Bhd.**

Address: No. 48, Jalan Kapar 27/89, Seksyen 27 Megah Industrial Park, Taman Alam Megah  
40400 Shah Alam, Selangor Darul Ehsan Malaysia

2019/11


# KITSEN®

The synonym of safety and Efficiency

## KITSEN FOLDING SCAFFOLD

Premium Solutions for Your DIY Work

[www.kitsen.com](http://www.kitsen.com)





## About us

KITSEN is actively committed to manufacturing formwork and scaffolding systems with high quality. This is a powerful team comprising skills, experience and energy of nearly 1000 workers in the construction industry for more than 25 years. Along with its years of efforts in products research and development, KITSEN has refined its quality and diversified its product range. It is our primary task to provide all clients with high-quality products and fine service to make all your investment worthwhile. Also we have constantly focused our efforts on reducing the cost of manufacturing to ensure all your buys cost-effective. We sincerely expect to have your supports and partner together to strive for an even better, brighter tomorrow.



Robotic Welding Workshop



Warehouse



Loading Platform




14M Testing Facility to apply High Shoring System, Climbing Platform System, Climbing Formwork System, etc.



**KITSEN is located in Yangjiang, Guangdong, China with factory area over 280,000m<sup>2</sup> and substantial production capabilities.**

- We are able to deliver over 200 containers Scaffolding per month.
- We are able to deliver 1,000,000m<sup>2</sup> Aluminum Formwork per year.
- All Kitsen Scaffolding and Formwork are covered by CNY10,000,000.00 Product Liability Insurance





## ■ KITSEN Folding Scaffolding

KITSEN Folding Scaffolding is light weight, simple and quick in assembly and disassembly. Various designs are offered to meet your specific requirements, especially perfect for internal and external decoration and maintenance in houses or hotels.

## ■ Advantages

- Tested Safety
- Light Weight
- Easy to handle
- Attractive display
- Convenient to transport and store
- Durable, Maintenance Free



## ■ Z Type Folding Scaffold

### Aluminum Z Type Folding Scaffold w/Guardrail System

ERP #: 14230600110  
Material: Aluminum 6061-T6  
Size ( mm ) : 1910X680X2830  
Weight: 47.3kg  
Safe Working Load: 150kg



### Aluminum Z Type Folding Scaffold w/o Guardrail System

ERP #: 14230600160  
Material: Aluminum 6061-T6  
Size(mm): 1910X680X1803  
Weight: 36.9kg  
Safe Working Load: 150kg



## Climb Scaffold

### Aluminum Climb Scaffold

The Aluminum Climb Scaffold can be detached to one tier or stacked two stories to meet your specific demands.

ERP #: 14230600240

Material: Aluminum 6061-T6

Size(mm): 1642X640X4878

Weight: 81.8kg

Safe Working Load: 200kg



Stabilizer



Caster wheel



Trapdoor Platform





**V Type Folding Scaffold**

**Aluminum V Type Folding Scaffold w/ Guardrail System**

ERP #: 14230600030  
Material: Aluminum 6061-T6  
Size(mm): 1400X680X2852  
Weight: 49.6kg  
Safe Working Load: 150kg



**Aluminum V Type Folding Scaffold w/o Guardrail System**

ERP #: 14230600080  
Material: Aluminum 6061-T6  
Size(mm): 1400X680X1852  
Weight: 26.4kg  
Safe Working Load: 150kg



**The Flexi Foldable Scaffolding(AS/NZS 1576.3:1995)**

**NEW**

**Aluminum Easy Folding Scaffold**

ERP#: 19002250030  
Material: Aluminum 6061-T6  
Size(mm): 1910x680x2965  
Weight: 62kg  
Safe Working Load: 225kg




**Base Unit With Guardrail**

Width: 680mm  
Length: 1910mm  
Height: 2965mm



**Base Unit**

Width: 680mm  
Length: 1910mm  
Height: 2082mm



**Up to 4.7m**

Width: 680mm  
Length: 1910mm  
Height: 4700mm



## X Type Folding Scaffold Aluminum

### 4ft Aluminum X Type Folding Scaffold

ERP #: 14220400010  
Material: Aluminum 6061-T6  
Size(mm): 1168X533X1222  
Weight: 16.4kg  
Safe Working Load: 150kg



### 5ft Aluminum X Type Folding Scaffold

ERP #: 14220500030  
Material: Aluminum 6061-T6  
Size(mm): 1250X600X1524  
Weight: 24.4kg  
Safe Working Load: 200kg



### 4ft Aluminum X Type Folding Scaffold w/ single side wheels

ERP #: 14240400020  
Material: Aluminum 6061-T6  
Size(mm): 1168X533X1222  
Weight: 14.6kg  
Safe Working Load: 150kg



### 6ft Aluminum X Type Folding Scaffold

ERP #: 14220600010  
Material: Aluminum 6061-T6  
Size(mm): 1400X700X1828  
Weight: 30.1kg  
Safe Working Load: 280kg



## X Type Folding Scaffold Steel

### 4ft Steel X Type Folding Scaffold

ERP #: 14220400053  
Material: Steel Q235  
Size(mm): 1168X533X1220  
Weight: 32.1kg  
Safe Working Load: 150kg



### 5ft Steel X Type Folding Scaffold

ERP #: 14220500013  
Material: Steel Q235  
Size(mm): 1250X600X1524  
Weight: 25.7kg  
Safe Working Load: 200kg



### 4ft Steel X Type Folding Scaffold w/ single side wheels

ERP #: 14220400033  
Material: Steel Q235  
Size(mm): 1168X533X1220  
Weight: 32.9kg  
Safe Working Load: 150kg



### 6ft Steel X Type Folding Scaffold

ERP #: 14220600023  
Material: Steel Q235  
Size(mm): 1400X700X1727  
Weight: 53.8kg  
Safe Working Load: 280kg



## Multifunctional Scaffold

### Aluminum Multifunctional Scaffold

Guardrail System can be optional subject to your specific working demands.

ERP #: 14240600130

Material: Aluminum 6061-T6

Size(mm): 1833X695X1651

Weight: 38.4kg

Safe Working Load: 450kg



### Steel Multifunctional Scaffold

Guardrail System can be optional subject to your specific working demands.

ERP #: 14240600633

Material: Steel Q235

Size(mm): 1828X698X1651

Weight: 66.1kg

Safe Working Load: 450kg

